

**Title :** *Modular architecture for CAD software*  
**Author :** *Jacques LE QUERE*  
*CENTRE SCIENTIFIQUE ET TECHNIQUE*  
*DU BATIMENT*  
*FRANCE*

### **Summary :**

*Building construction information systems were turned upside down last years with the concept of data base. Technical CAD softwares must be designed today regarding this concept. This paper presents an general design method for technical CAD softwares, suited to data bases use.*

## **1. INTRODUCTION**

*This paper concerns software engineering for technical CAD systems for building construction projects. Hardware et software tools have evolved, and some software quality factors become dominating :*

- *software correction,*
- *software maintenance,*
- *opening towards other softwares, like data bases, to share or exchange data.*

*We presents some methods suited to improve these quality factors :*

- *general architecture of software,*
- *data dictionnary*
- *data structure*
- *dialog module -data base*
- *module architecture*

## **2. General architecture**

*In order to reduce costs of development, it is desirable to use existing softwares such as :*

- *data base managment systems (DBMS)*
- *data editing*
- *man computer interface*

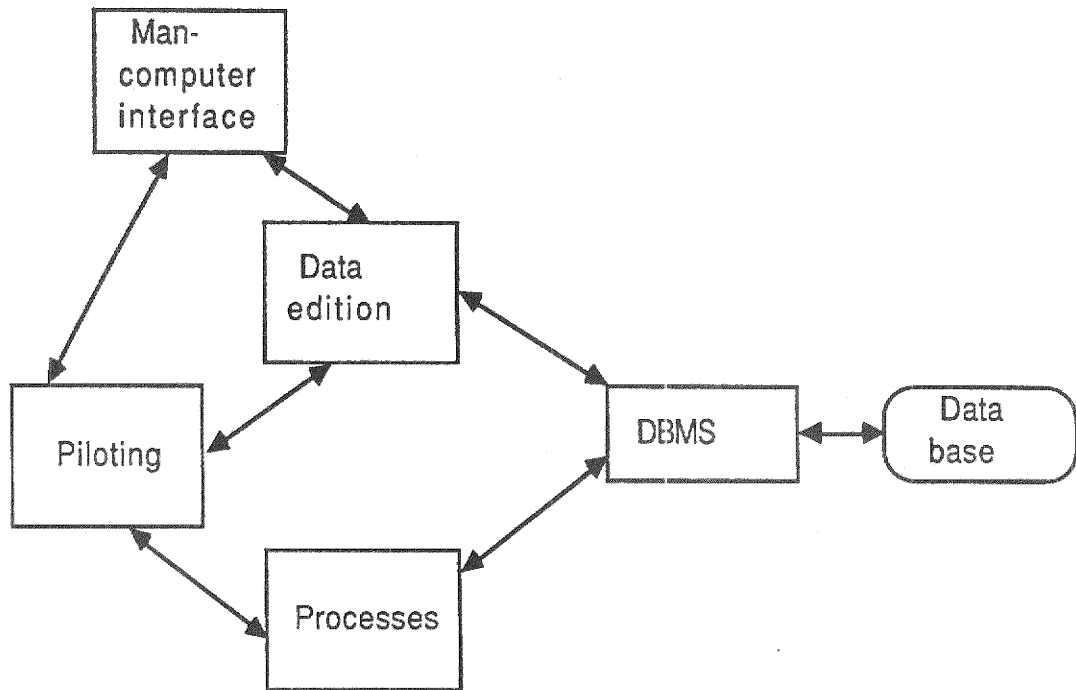
*The general architecture presented on illustration 2.1 is suited to use such software tools.*

## **3. Data dictionary**

*The first result of analysis the data dictionary of the software. This is the most important tool to realize a software and to exchange data. The data dictionary describes all the significant objects that the computer will manipulate. The description can look like this :*

- *object name*
- *abbreviated name*
- *definition*
- *characteristics for computer*
- *characteristics for man computer interface*
- *constraints*





**Illustration 2.1**  
**General architecture**

#### 4. Data structure

*Data structure is an element of a data base. The structure regroups data into entities and links entities. This data structure can help to design a software related to the data. One can create module related to entity ; one can declare variables in a programming language using the data dictionary. The illustration 4.1 shows an example of a data structure an of an entity.*

#### 5. Dialog module-data base

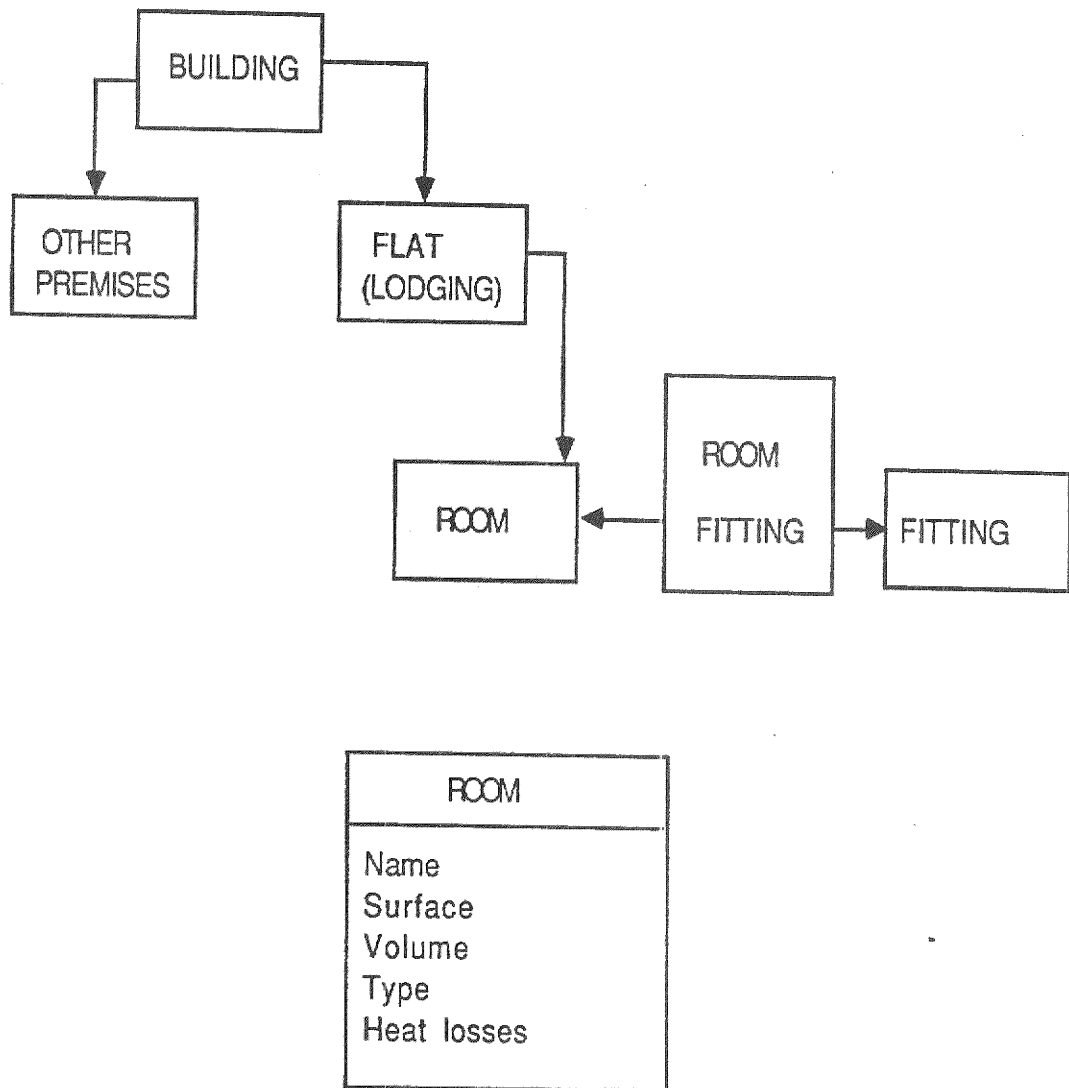
*So, we have seen that :*

- it is useful to use software tools as a DBMS,*
- the data structure of a data base is helpful when designing software.*

*More, a data base can obviously help to share data.*

*The illustration 5 shows how one can organize the dialog between a module and the data base. It is interesting to have data with the following structure :*

- reading data in the data base*
- processing data*
- writing results in the data base.*



**Illustration 4**

**Example of data structure**

## **6. Module architecture**

*How to organize and structure the modules when using a data base. We examine the following standard cases ?*

### **6.1 Module- entity relation.**

*In this case, all data read or written by a module belong to a single entity, as presented on illustration 6.1.*

*The same relation applies when the module read or write data in entities which have only one occurrence in the data base.*

### **6.2 Hierarchic structure**

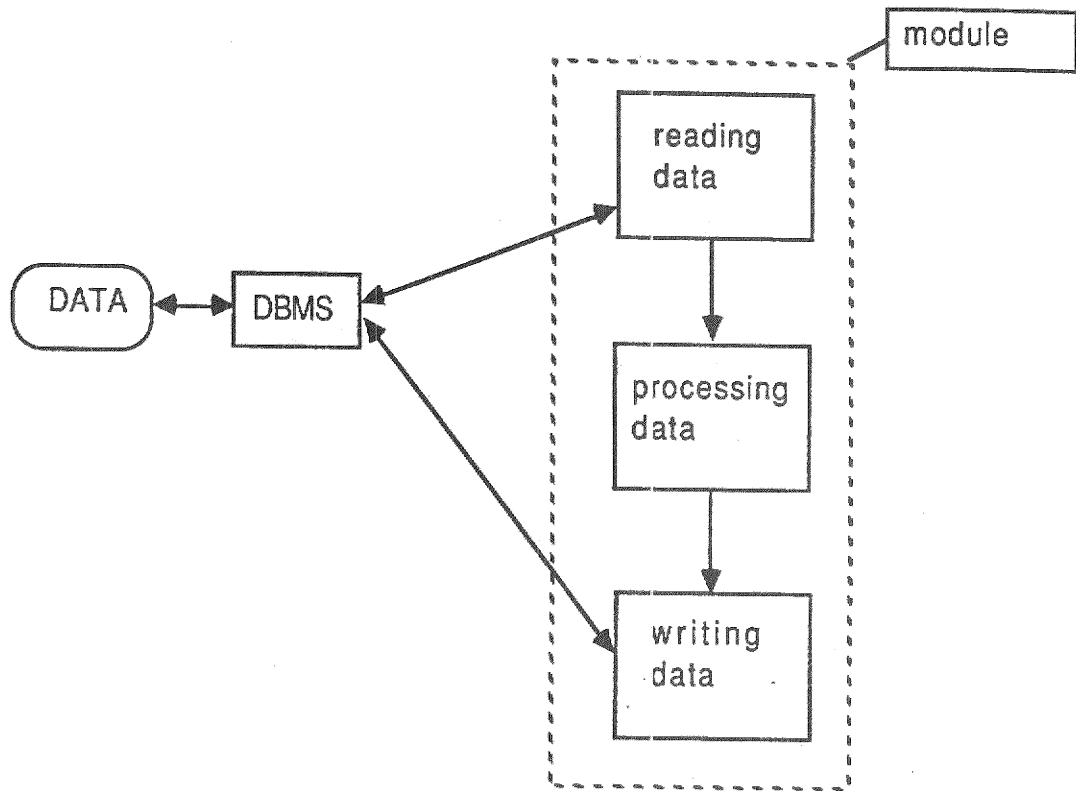
*When the data base has a hierarchic structure, as "flat is composed of rooms", one can consider the organization of illustration 6.2 where the function of summation is introduced.*

### **6.3 Relational structure**

*In this case, a relation is set between two entity. One have the organization shown on illustration 6.3, where data can be read from entities, but can only be written in the relation.*

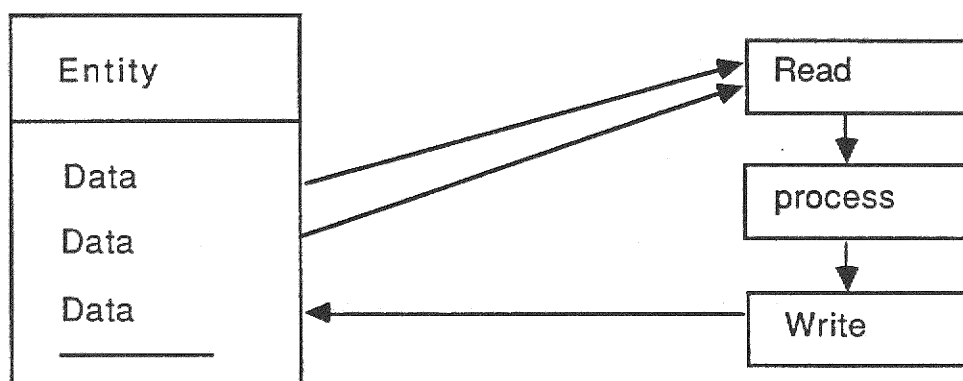
## **7. CONCLUSION**

*We have presented general methods to design software in relation with a data base. These methods lead to a software architecture linked with the data base structure. The modularity of software can improve the correction of softwares and make the maintenance easier. The use of a data base enables the sharing of data and the exchange of data.*



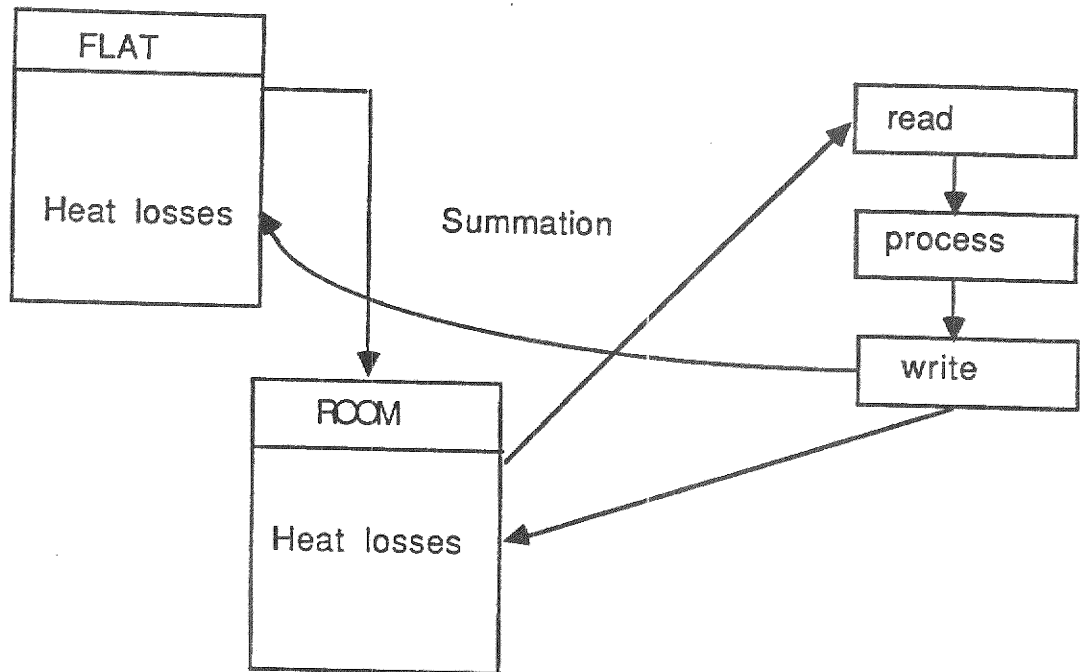
### Illustration 5

Structure of the dialog  
module - data base



**Illustration 6.1**

**module-entity relation**



**Illustration 6.2**

**Module-entity relation in a  
hierarchic data base**



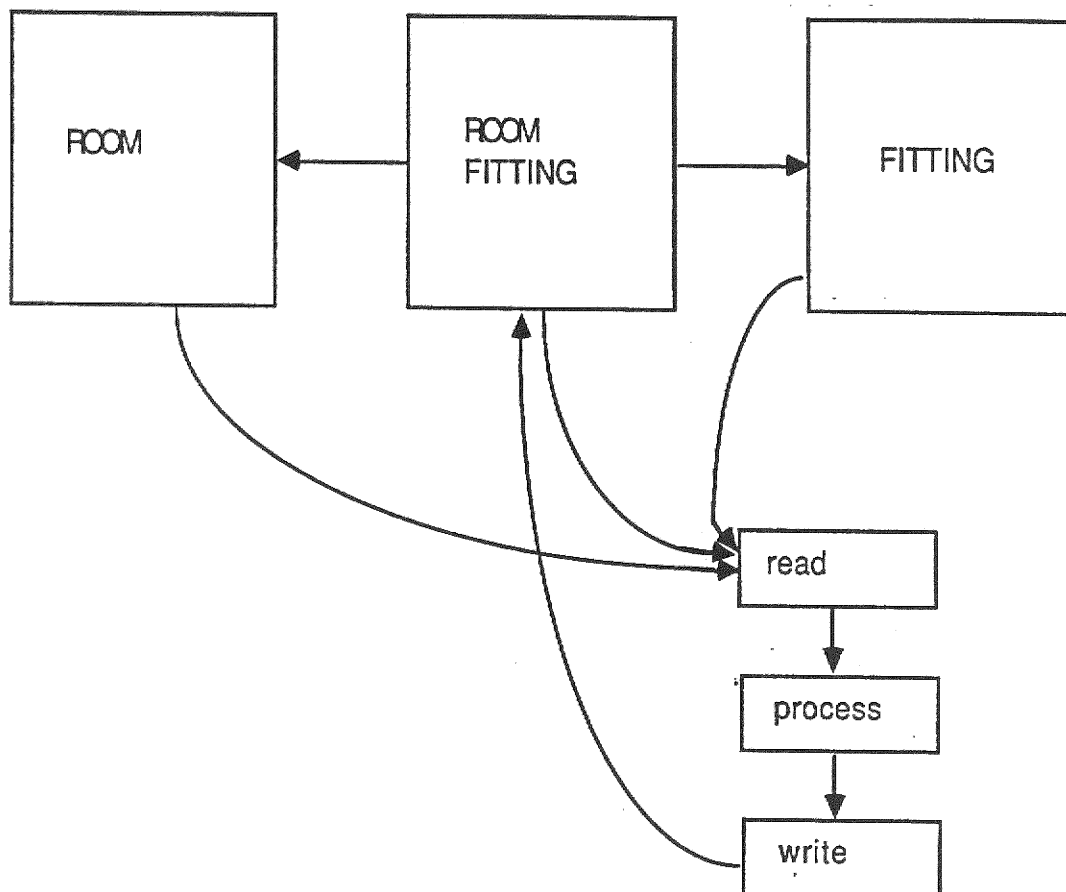


Illustration 6.3

Module-entity relation in a relational data base

